


Name of the Company : LLOYD ELECTRIC & ENGINEERING LTD.
 Scrip Code : 517578
 Quarter ended : 30th June, 2014

Category code	Category of shareholder	Number of shareholders	Total number of shares	Number of shares held in dematerialized form	Total shareholding as a percentage of total number of shares		Number of Shares (M)	As a percentage of (D) = (M)/(V)*100
					As a percentage of (A+B) (M)	As a percentage of (A+B+C) (M)		
(1)	(B)	(U)	(V)	(W)				
(A)	Shareholding of Promoter and Promoter Group							
(1)	Indian							
(a)	Individuals/ Hindu Undivided Family	6	4587377	4587377	13.02%	13.02%	0	0
(b)	Central Government/ State Government(s)							
(c)	Bodies Corporate	7	13055019	13055019	36.83%	36.83%	0	0
(d)	Financial Institutions/ Banks							
(e)	Any Other (specify)							
	Sub-Total (A)(1)	13	17652296	17652296	50.00%	49.93%	0	0
(2)	Foreign							
(a)	Individuals (Non-Resident Individual/ Foreign Individuals)	0	0	0	0	0	0	0
(b)	Bodies Corporate	0	0	0	0	0	0	0
(c)	Institutions	0	0	0	0	0	0	0
(d)	Qualified Foreign Investor	0	0	0	0	0	0	0
(e)	Any Other (specify)	0	0	0	0	0	0	0
	Sub-Total (A)(2)	0	0	0	0	0	0	0
	Total Shareholding of Promoter and Promoter Group (A) = (A)(1)+(A)(2)	13	17652296	17652296	50.00%	49.93%	0	0
(B)	Public shareholding							
(1)	Institutions							
(a)	Mutual Funds/ UTI	0	0	0	0.00%	0.00%		N/A
(b)	Financial Institutions/ Banks							
(c)	Central Government/ State Government(s)							
(d)	Venture Capital Funds							
(e)	Insurance Companies							
(f)	Foreign Institutional Investors	5	699661	699661	1.98%	1.98%		
(g)	Foreign Venture Capital Investors							
(h)	Qualified Foreign Investor							
(i)	Any Other							
	Sub-Total (B)(1)	5	699661	699661	1.98%	1.98%		
(2)	Non-institutions							
(a)	Bodies Corporate	526	664274	664274	18.83%	18.82%		N/A
(b)	Individuals -							
	i. Individual shareholders holding nominal share capital up to Rs. 1 lakh.	19283	6270227	5931731	17.7%	17.75%		
	ii. Individual shareholders holding nominal share capital in excess of Rs. 1 lakh.	100	2966775	2379375	8.40%	8.40%		
(c)	Qualified Foreign Investor							
(d)	Any Other (specify)							
(d-i)	Clearing Members	115	176663	176663	0.50%	0.50%		
(d-ii)	NFI/OCB	494	292455	292455	1.11%	1.11%		

For Lloyd Electric Engineering Limited

 Company Secretary

(d-ii)	Hindu undivided Family	490	498748	498748	1.41%	1.41%	
	Sub-Total (B)(2)	208981	16892203	16455347	49.02%	49.02%	
	Total Public Shareholding (B) = (B)(1)+(B)(2)	208981	17657884	17155008	50.00%	49.98%	NA
(C)	Shares held by Custodians and against which Depository Receipts have been issued	21006	55304260	524807454	100.00%	99.95%	NA
(a)	Promoter and Promoter Group	Nil	Nil	Nil			
(b)	Public	1	16000	16000	0.05%	0.05%	
	Sub Total (C)	1	16000	16000			
	GRAND TOTAL (A)+(B)+(C)	21007	55320260	524823454	NA	NA	100.00%

**Note: The No. of Shareholders includes the total no. of records (shares held in demat mode) and Folios (shares held in physical mode) existing during the qtr. ended June 2014.


For Liosh Electric & Engineering Limited

Duadher

Company Secretary

Introductory sub-table 1)(a)

Name of the Company: <u>Lloyd Electric & Engineering Limited</u>			
Scrip Code, Name of the scrip, class of security: <u>517518, Equity</u>			
Quarter ended: <u>30th June, 2014</u>			
Partly paid-up shares:-	No. of partly paid-up shares	As a % of total no. of partly paid-up shares	As a % of total no. of shares of the company
Held by promoter/promoter group	0	0	0
Held by public	0	0	0
Total - D	0	0	0
Outstanding convertible securities:-			
No. of outstanding securities	As a % of total no. of outstanding convertible securities	As a % of total no. of shares of the company, assuming full conversion of the convertible securities	
Held by promoter/promoter group	0	0	0
Held by public	0	0	0
Total - E	0	0	0
Warrants:-			
No. of warrants	As a % of total no. of warrants	As a % of total no. of shares of the company, assuming full conversion of warrants	
Held by promoter/promoter group	0	0	0
Held by public	0	0	0
Total - F	0	0	0
Total paid-up capital of the company, assuming full conversion of warrants and convertible securities			100%
Grand Total (A+B+C)+D+E+F			35320260 100%

For Lloyd Electric & Engineering Limited

 Company Secretary

Statement Showing Shareholding of persons belonging to the Category "Promoter and Promoter-Group"

Sr. No.	Name of the shareholder	Details of shares held			Encumbered shares		Details of warrants		Details of		Total shares (including underlying shares assuming full conversion of warrants and convertible securities) as a % of diluted share capital
		Number of shares	Shares as a percentage of total number of shares (i.e. Grand Total (A)+(B)+(C))	Percentage of shares as a percentage of total number of shares (i.e. Grand Total (A)+(B)+(C))	Number of Shares	Shares as a percentage of total number of shares (i.e. Grand Total (A)+(B)+(C))	No. of Warrants held	As a % total number of warrants of the same class	Numbr or of convertible securities held	As a % total number of convertible securities of the	
(i)	(ii)	(iii)	(iv)	(v)	(vi) = (iii)/(v)*100	(vii)	(viii)	(ix)	(x)	(xi)	(xii)
1	PSL ENGINEERING PVT. LTD.	3713520	19.81%	19.81%	NIL	NIL	NIL	-	NIL	-	19.81%
2	AIRSERGO PVT. LTD.	3304133	9.95%	9.95%	NIL	NIL	NIL	-	NIL	-	9.95%
3	PERFECT RADIATORS & OIL COOLERS PRIVATE LIMITED	1088345	3.03%	3.03%	NIL	NIL	NIL	-	NIL	-	3.03%
4	LLOYD SALES PVT. LTD.	3215005	9.39%	9.39%	NIL	NIL	NIL	-	NIL	-	9.39%
5	BRJ RAJ PUNJ	1673983	4.99%	4.99%	NIL	NIL	NIL	-	NIL	-	4.99%
6	BHARAT RAJ PUNJ	3746001	2.31%	2.31%	NIL	NIL	NIL	-	NIL	-	2.31%
7	IRENU PUNJ	1583994	4.40%	4.40%	NIL	NIL	NIL	-	NIL	-	4.40%
8	BHAVANA SAREEN	255290	0.72%	0.72%	NIL	NIL	NIL	-	NIL	-	0.72%
9	BRINDA JALOO	261600	0.74%	0.74%	NIL	NIL	NIL	-	NIL	-	0.74%
10	BRJ RAJ PUNJ (HUF)	94000	0.27%	0.27%	NIL	NIL	NIL	-	NIL	-	0.27%
11	LLOYD MANUFACTURING PVT. LTD.	1653476	4.69%	4.69%	NIL	NIL	NIL	-	NIL	-	4.69%
12	FEDDERS LLOYD CORPORATION LTD.	1001	0.00%	0.00%	NIL	NIL	NIL	-	NIL	-	0.00%
	TOTAL	17852285	49.98%	49.98%	NIL	NIL	NIL	-	NIL	-	49.98%

For Lloyd Electric & Engineering Limited



Company Secretary


Statement showing Shareholding of persons belonging to the category "Public" and holding more than 1% of the total number of shares

(1)(c)

Sr. No.	Name of the shareholder	Number of shares	Shares as a percentage of total number of shares (i.e., Grand Total (A)-(B)-(C) indicated in Statement at para (1)(a) above)	Details of warrants			Details of convertible securities		Total shares (including underlying shares assuming full conversion of warrants and convertible securities) as a % of diluted share capital
				No. of Warrants held	As a % total number of warrants of the same class	Number of convertible securities held	As a % total number of convertible securities of the same class		
1	ZENITH IMPEX (P) LTD.	3008567	8.52%	NIL	-	NIL	-	-	8.52%
2	RAJUL ESTATES PRIVATE LIMITED	1014478	2.87%	NIL	-	NIL	-	-	2.87%
	GLOBE CAPITAL MARKET LIMITED	457090	1.28%	NIL	-	NIL	-	-	1.28%
	TOTAL	4479075	12.67%	NIL	-	NIL	-	-	12.67%

Statement showing holding of securities (including shares, warrants, convertible securities) of persons (together with PAC) belonging to the category "Public" and holding more than 5% of the total number of shares

Sr. No.	Name(s) of the shareholder(s) and the Persons Acting in Concert (PAC) with them	Number of shares	Shares as a percentage of total number of shares (i.e., Grand Total (A)-(B)-(C) indicated in Statement at para (1)(a) above)	Details of warrants			Details of convertible securities		Total shares (including underlying shares assuming full conversion of warrants and convertible securities) as a % of diluted share capital
				No. of Warrants held	As a % total number of warrants of the same class	Number of convertible securities held	As a % total number of convertible securities of the same class		
1	ZENITH IMPEX (P) LTD.	3008567	8.52%	NIL	-	NIL	-	-	8.52%
	TOTAL	3008567	8.52%	NIL	-	NIL	-	-	8.52%

For Lloyd Elecon Engineering Limited

 Company Secretary

(i)(d) Statement showing details of locked-in shares

Sr. No.	Name of the shareholder	Category of Shareholders (Promoter/Public)	Number of locked-in shares	Locked-in shares as a percentage of total number of shares (i.e., Grand Total (A)-(B)-(C) indicated in Statement at para (i)(a) above)
TOTAL				
			0	0.00%

(ii)(a) Statement showing details of Depository Receipts (DRs)

Sr. No.	Type of outstanding DR (ADRs, GDRs, SDRs, etc.)	Number of outstanding DRs	Number of shares underlying outstanding DRs	Shares underlying outstanding DRs as a percentage of total number of shares (i.e., Grand Total (A)-(B)-(C) indicated in Statement at para (i)(a) above)
1	GDR	8,000	16000	0.05%
TOTAL				
		8,000	16000	0.05%

(ii)(b) Statement showing Holding of Depository Receipts (DRs), where underlying shares are in excess of 1% of the total number of shares

Sr. No.	Name of the DR Holder	Type of outstanding DR shares (ADRs, GDRs, SDRs, etc.)	Number of shares underlying outstanding DRs	Shares underlying outstanding DRs as a percentage of total number of shares (i.e., Grand Total (A)-(B)-(C) indicated in Statement at para (i)(a) above)
1		NOT AVAILABLE		
2		NOT AVAILABLE		
TOTAL				

* The Bank of New York is acting as Depository for the Global Depository Receipts, in (i)(d) of the company. The Bank of New York does not have information of the beneficial owners and moreover their registered holder list. Typically identifies only the aggregate beneficial position. Thus the company is unable to provide with the details of the GDR holders.

Note: The Company has issued only one class of shares which carries equal voting rights for all the shareholders. Therefore the requirement of disclosing the voting rights pattern of the shareholders pursuant to the amendment of the Equity Listing Agreement by SEBI vide circular no. SEBI/CFD/L1/12001/2002 dated April 24, 2009 is not applicable to the Company.

For Lloyd Electrol & Engineering Limited

[Signature]
Secretary