



Introductory sub-table (I)(a)			
Name of the Company: Lloyd Electric & Engineering Limited			
Scrip Code, Name of the scrip, class of security: BSE: 517518, NSE: LLOYDELENG, Equity Shares			
Quarter ended: June 30, 2015.			
Partly paid-up shares:-	No. of partly paid-up shares	As a % of total no. of partly paid-up shares	As a % of total no. of shares of the company
Held by promoter/promoter group	0	0	0
Held by public	0	0	0
Total - D	0	0	0
Outstanding convertible securities:-	No. of outstanding securities	As a % of total no. of outstanding convertible securities	As a % of total no. of shares of the company, assuming full conversion of the convertible securities
Held by promoter/promoter group	0	0	0
Held by public	0	0	0
Total - E	0	0	0
Warrants:-	No. of warrants	As a % of total no. of warrants	As a % of total no. of shares of the company, assuming full conversion of warrants
Held by promoter/promoter group	60,00,000	100	14.52
Held by public	0	0	0
Total - F	60,00,000	100	14.52
Total paid-up capital of the company, assuming full conversion of warrants and convertible securities Grand Total (A+B+C)+D+E+F)			41,320,260



STATEMENT SHOWING SHAREHOLDING PATTERN								
Table (I)(a)								
Category code	Category of shareholder	Number of shareholders	Total number of shares	Number of shares held in dematerialized form	Total shareholding as a percentage of total number of shares		Shares Pledged or otherwise encumbered	
					As a percentage of (A+B)	As a percentage of (A+B+C)	Number of Shares	As a percentage
(i)	(ii)	(iii)	(iv)	(v)	(vi)	(vii)	(viii)	(ix) =(viii)/(iv) * 100
(A)	Shareholding of Promoter and Promoter Group							
(1)	Indian							
(a)	Individuals/ Hindu Undivided Family	6	4,597,377	4,597,377	13.02	13.02	-	-
(b)	Central Government/ State Government(s)	-	-	-	-	-	-	-
(c)	Bodies Corporate	7	13,055,019	13,055,019	36.98	36.96	-	-
(d)	Financial Institutions/ Banks	-	-	-	-	-	-	-
(e)	Any Other (specify)	-	-	-	-	-	-	-
	Sub-Total (A){1}	13	17,652,396	17,652,396	50.00	49.98	-	-
(2)	Foreign							
(a)	Individuals (Non-Resident Individuals/ Foreign Individuals)	-	-	-	-	-	-	-
(b)	Bodies Corporate	-	-	-	-	-	-	-
(c)	Institutions	-	-	-	-	-	-	-
(d)	Qualified Foreign Investor	-	-	-	-	-	-	-
(e)	Any Other (specify)	-	-	-	-	-	-	-
	Sub-Total (A){2}	-	-	-	-	-	-	-
	Total Shareholding of Promoter and Promoter Group (A)= (A){1}+(A){2}	13	17,652,396	17,652,396	50.00	49.98	-	-
(B)	Public shareholding						N.A	N.A
(1)	Institutions							
(a)	Mutual Funds/ UTI	-	-	-	-	-	-	-
(b)	Financial Institutions/ Banks	3	59,306	59,306	0.17	0.17	-	-
(c)	Central Government/ State Government(s)	-	-	-	-	-	-	-
(d)	Venture Capital Funds	-	-	-	-	-	-	-
(e)	Insurance Companies	-	-	-	-	-	-	-
(f)	Foreign institutional Investors	7	2,981,966	2,981,966	8.45	8.44	-	-
(g)	Foreign Venture Capital Investors	-	-	-	-	-	-	-
(h)	Qualified Foreign Investor	-	-	-	-	-	-	-
(i)	Any Other	-	-	-	-	-	-	-
	Sub-Total (B){1}	10	3,041,272	3,041,272	8.61	8.61	-	-
(2)	Non-Institutions							
(a)	Bodies Corporate	581	3,410,400	3,406,700	9.65	9.66	-	-
(b)	Individuals -							
	i. Individual shareholders holding nominal share capital up to Rs. 1 lakh.	20,290	6,051,134	5,727,896	17.14	17.13	-	-
	ii. Individual shareholders holding nominal share capital in excess of Rs. 1 lakh.	109	3,481,952	3,481,952	9.86	9.86	-	-
(c)	N.R.I.(REPT & NON-REPT)	557	418,521	352,521	1.19	1.18	-	-
(c-i)	Clearing House/Public Trust	-	-	-	-	-	-	-
(c-ii)	Corporate Bodies - OCB	-	-	-	-	-	-	-
(c-iii)	Intermediary/Other Depository A/c	-	-	-	-	-	-	-
(c-iv)	Hindu Undivided Family	507	588,106	588,106	1.67	1.67	-	-
(c-v)	Clearing Members	103	144,381	144,381	0.41	0.41	-	-
(c-vi)	Qualified Foreign Investor -Individual	-	-	-	-	-	-	-
(c-vii)	Qualified Foreign Investor -Corporate	4	516,098	516,098	1.46	1.46	-	-
	Any Other (specify)	-	-	-	-	-	-	-
	Sub-Total (B){2}	22,151	14,610,592	14,217,654	41.38	41.37	-	-
(B)	Total Public Shareholding (B)= (B){1}+(B){2}	22,161	17,651,864	17,258,926	50.00	49.98	-	-
	TOTAL (A)+(B)	22,174	35,304,260	34,911,322	100.00	99.95	-	-
(C)	Shares held by Custodians and against which Depository Receipts have been Issued							
1	Promoter and Promoter Group	-	-	-	-	-	-	-
2	Public	1	16,000	16,000	-	0.05	-	-
	Sub Total (C)	1	16,000	16,000	-	0.05	-	-
	GRAND TOTAL (A)+(B)+(C)	22,175	35,320,260	34,927,322	100.00	100	-	-

** Note: The number of shareholders includes the total no. of records (shares held in demat mode) and Folios (shares held in physical mode) existing during the quarter ended 30th June, 2015




*** (I)(b) Statement showing holding of securities (including shares, warrants, convertible securities) of persons belonging to the category "Promoter and Promoter Group"**

Sr. No.	Name of the shareholder	Details of shares held		Encumbered shares			Details of warrants		Details of convertible securities		Total shares (including underlying shares assuming full conversion of warrants and convertible securities) as a % of diluted share capital
		Number of shares	Shares as a percentage of total number of shares (i.e., Grand Total (A)+(B)+(C))	Number of Shares	Shares as a percentage	As a % of grand total (A)+(B)+(C) of sub-clause (I)(a)	No. of Warrants held	As a % total number of warrants of the same class	Number of convertible securities held	As a % total number of convertible securities of the same class	
(I)	(II)	(III)	(IV)	(V)	(VI) = (V)/(III)*	(VII)	(VIII)	(IX)	(X)	(XI)	(XII)
1	PSL ENGINEERING PVT. LTD.	3,713,520	10.51	NIL	-	-	-	-	NIL	-	8.99
2	LLOYD SALES PVT. LTD.	3,315,005	9.39	NIL	-	-	-	-	NIL	-	8.02
3	AIRSERCO PVT. LTD.	3,304,133	9.35	NIL	-	-	-	-	NIL	-	8.00
4	LLOYD MANUFACTURING PVT. LTD.	1,653,416	4.68	NIL	-	-	600,000	10.00	NIL	-	5.45
5	BRIJ RAJ PUNJ	1,617,983	4.58	NIL	-	-	-	-	NIL	-	3.92
6	RENU PUNJ	1,553,994	4.40	NIL	-	-	-	-	NIL	-	3.76
7	PERFECT RADIATORS AND OIL COOLERS PVT. LTD.	1,068,845	3.03	NIL	-	-	600,000	10.00	NIL	-	4.04
8	BHARAT RAJ PUNJ	814,600	2.31	NIL	-	-	-	-	NIL	-	1.97
9	BRINDA JAJOO	261,600	0.74	NIL	-	-	-	-	NIL	-	0.63
10	BHAVNA SAREEN	255,200	0.72	NIL	-	-	-	-	NIL	-	0.62
11	BRIJ RAJ PUNJ (HUF)	94,000	0.27	NIL	-	-	-	-	NIL	-	0.23
12	FEDDERS LLOYD CORPN. LTD.	100	0.00	NIL	-	-	-	-	NIL	-	0.00
13	PANDIT KANAHAYA LAL PUNJ PVT LTD	-	-	NIL	-	-	1,600,000	26.67	NIL	-	3.87
14	HIMALAYAN MINERAL WATERS PVT LTD	-	-	NIL	-	-	1,600,000	26.67	NIL	-	3.87
15	LLOYD STOCK & INVESTMENT PVT LTD	-	-	NIL	-	-	800,000	13.33	NIL	-	1.94
16	LLOYD CREDITS LTD.	-	-	NIL	-	-	800,000	13.33	NIL	-	1.94
	TOTAL	17,652,396	49.98	NIL	-	-	6,000,000	100.00	NIL	-	57.24

Note:

1. The different folios of Promoters have been clubbed together so as to arrive at the number of shares held by them.
2. 60,00,000 convertible warrants (convertible into equivalent number of equity shares) were allotted on March 13, 2015 to promoters / promoters group.




(I)(c)(i) Statement showing holding of securities (including shares, warrants, convertible securities) of persons belonging to the category "Public" and holding more than 1% of the total number of shares

Sr. No.	Name of the shareholder	Number of shares	Shares as a percentage of total number of shares (i.e., Grand Total (A)+(B)+(C) indicated in Statement at para (I)(a) above)	Details of warrants		Details of convertible securities		Total shares (including underlying shares assuming full conversion of warrants and convertible securities) as a % of diluted share capital
				No. of Warrants held	As a % total number of warrants of the same class	Number of convertible securities held	As a % total number of convertible securities of the same class	
1	ORANGE MAURITIUS INVESTMENTS LTD.	2,300,000	6.51	NIL	-	NIL	-	5.57
2	ZENITH IMPEX PVT. LTD.	629,175	1.78	NIL	-	NIL	-	1.52
	TOTAL	2,929,175	8.29	NIL	-	NIL	-	7.09

(I)(c)(ii) : Statement showing holding of securities (including shares, warrants, convertible securities) of persons (together with PAC) belonging to the category "Public" and holding more than 5% of the total number of shares of the company

Sr. No.	Name(s) of the shareholder(s) and the Persons Acting in Concert (PAC) with them	Number of shares	Shares as a percentage of total number of shares (i.e., Grand Total (A)+(B)+(C) indicated in Statement at para (I)(a) above)	Details of warrants		Details of convertible securities		Total shares (including underlying shares assuming full conversion of warrants and convertible securities) as a % of diluted share capital
				No. of Warrants held	As a % total number of warrants of the same class	Number of convertible securities held	As a % total number of convertible securities of the same class	
1	ORANGE MAURITIUS INVESTMENTS LTD.	2,300,000	6.51	NIL	-	NIL	-	5.57
	TOTAL	2,300,000	6.51	NIL	-	NIL	-	5.57



(I)(d) Statement showing details of locked-in shares

Sr. No.	Name of the shareholder	Number of locked-in shares	Locked-in shares as a percentage of total number of shares {i.e., Grand Total (A)+(B)+(C) indicated in Statement at para (I)(a) above}	PROMOTER / PROMOTER GROUP / PUBLIC
1	LLOYD MANUFACTURING PVT LTD	1,653,416	4.68	PROMOTER / PROMOTER GROUP
2	PERFECT RADIATORS & OIL COOLERS PVT LTD	1,068,845	3.03	PROMOTER / PROMOTER GROUP
TOTAL		2,722,261	7.71	

(II)(a) Statement showing details of Depository Receipts (DRs)

Sr. No.	Type of outstanding DR (ADRs, GDRs, SDRs, etc.)	Number of outstanding DRs	Number of shares underlying outstanding DRs	Shares underlying outstanding DRs as a percentage of total number of shares {i.e., Grand Total (A)+(B)+(C) indicated in Statement at para (I)(a) above}
1	GDR*	8,000	16,000	0.05
	TOTAL	8,000	16,000	0.05

* The Bank of New York is acting as a Depository for the Global Depository Receipts (GDRs) of the company. The Bank of New York does not have information of the beneficial owners and moreover their registered holder list typically identifies only the aggregate Euroclear position. Thus the company is unable to provide with the details of the GDR holders.

(II)(b) Statement showing holding of Depository Receipts (DRs), where underlying shares held by "promoter/promoter group" are in excess of 1% of the total number of shares

Sr. No.	Name of the DR Holder	Type of outstanding DR (ADRs, GDRs, SDRs, etc.)	Number of shares underlying outstanding DRs	Shares underlying outstanding DRs as a percentage of total number of shares {i.e., Grand Total (A)+(B)+(C) indicated in Statement at para (I)(a) above}
1			NIL	
	TOTAL		0	0

Note : The Company has issued only one class of shares which carries equal voting rights for all the shareholders. Therefore the requirement of disclosing the voting rights pattern of the shareholders pursuant to the amendment of the Equity Listing Agreement by SEBI vide circular no. SEBI/CFD/DIL/LA/1/2009/24/04 dated April 24, 2009 is not applicable to the Company.

