



LLOYD ELECTRIC & ENGINEERING LIMITED

159, Okhla Industrial Estate, Phase - III, New Delhi-110 020 (INDIA)

Phone : +91-11-40627200, 40627300 Fax : +91-11-41609909

Website : www.lloydengg.com

CIN : L29120RJ1987PLC012841


PRESS RELEASE

November 10, 2015

A Prominent Brand in Consumer Durables and one of the Leading Players in Heating, Ventilation, Air-conditioning & Refrigeration (HVAC&R) Industry in India has announced its un-audited Standalone Financial Performance for Q2FY16 on November 9, 2015

Standalone Financial Performance for Q2FY16

- The Total Standalone revenue increased by 31% to Rs 399.49 crores as compared to Rs 304.41 crores in Q2FY15, due to the tremendous growth in B2C business
- The Operating profit (PBITDA excluding non-operating income) for the quarter increased significantly by 30% to Rs 43.04 crores as compared to Rs 33.13 crores in Q2FY15.
- During the quarter, Other Income was Rs 0.24 crores as compared to NIL during the same period last year
- The financial expenses increased marginally by 4% to Rs 22.29 crores as compared to Rs 21.39 crores during Q2FY15
- The tax expense for the quarter was Rs 3 crores as compared to Rs 1.10 crores during Q2FY15
- Consequently, the profit after tax grew exponentially to Rs 10.48 crores from Rs 4.39 crores in Q2FY15
- Earnings per share for the quarter (face value of Rs 10/-) stood at Rs 2.97 vis-à-vis Rs 1.24 in Q2FY15




Standalone Financial Performance for half-year ended September 30, 2015, Q2FY16

- For the half-year ended September 30, 2015, the Company reported Total income from operations of Rs. 1128.83 crores as compared to Rs. 838.04 crores over the same period in the previous year, reflecting a growth of 35% .
- The Operating profit (PBITDA excluding non-operating income) increased significantly by 32% to Rs 116.25 crores as compared to Rs 88.25 crores in Q2FY15.
- During the period under review, Other Income stood at Rs. 0.56 crores as compared to NIL during the same period last year
- The Financial Expenses increased marginally by 5% to Rs 45.04 crores as compared to Rs 42.87 crores during the same period last year.
- The tax expense stood at Rs 12.09 crores as compared to Rs 6.6 crores during the same period last year
- Consequently, the Profit After Tax grew exponentially to Rs 44.68 crores from Rs 26.41 crores during the same period last year.
- Earnings per share (basic) for half year ended September, 2015 (face value of Rs 10/-) stood at Rs 12.65 vis-à-vis Rs 7.48 during the same period last year

Segment-wise performance for Q2FY16

Consumer Durable Segment

The Revenues from Consumer Durable Segment stood at Rs 191.61 crores as against Rs 154.76 crores in the corresponding quarter of the previous year, registering an increase of 24%. However, the segment result was lower by 9% to Rs. 14.54 crores as against Rs. 16.05 crores during the same period last year. This was on account of high advertisement spends and intense price competition especially in LED TV segment.



OEM & Packaged Air-Conditioning Segment


The Revenue from this segment and the Segment Results stood at Rs. 81.04 crores and Rs. 1.52 crores as compared to Rs 130.03 crores and Rs. 2.6 crores respectively during the corresponding quarter last year. The lower revenue and segment result was due to the reduced OEM sales in air-conditioners segment to other brands in India due to subdued market sentiments.

Heat Exchangers & Components Segment

The Revenues from Heat Exchangers & Components Segment and the segment results stood at Rs 178.79 crores and Rs 19.71 crores as compared to Rs 113.30 crores and Rs. 8.23 crores respectively during the corresponding quarter last year. The increase in sales was on account of capacity utilization of component business and segment results increased substantially on account of increased margins from engine cooling business.

Place: New Delhi
Date: November 10, 2015

Issued by:



BRIJ RAJ PUNJ
CHAIRMAN & MANAGING DIRECTOR

Place: New Delhi
Dated: November 10, 2015